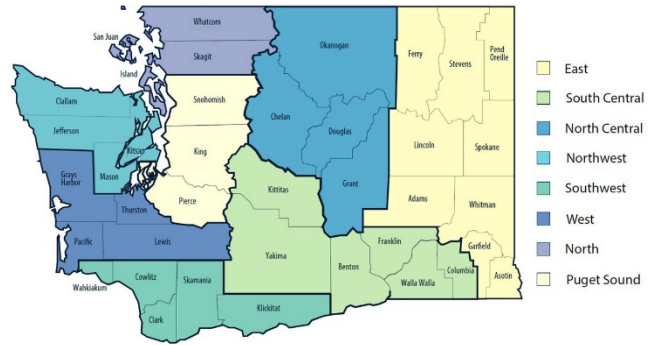


Seating Options for Restaurants During COVID-19 - Washington Phases 1 and 2 1/14/2021

Beginning on January 11, 2021, Washington began following a regional recovery approach, entitled [Healthy Washington: Roadmap to Recovery](#). For more detailed information on this approach, please see the [attached article](#). Each region is currently in Phase 1. For updates about the status of each region go to the [Coronavirus Roadmap to Recovery Report](#).



General Information:

- All alcohol service and consumption ends at 11pm. Food service (on-premises and to go) allowed past 11pm.
- Masks must be worn by staff and customers unless eating or drinking while seated.
- Table size is limited to 6 people. Tables must be spaced to allow 6 feet between guests.
- Delivery and take-out service is allowed for all restaurants during phase 1 and 2.
- On 1/11/21, the Governor's office revised [guidance](#) about "open air" and outdoor seating requirements, with clarifications for dining areas with permeable walls and in some cases, Carbon Dioxide (CO₂) monitoring.
 - There are 4 updated open air options.
 - Refer questions about CO₂ monitoring to the [Department of Health](#).
 - Permeable walls are defined as open bay (garage-type) doors, multiple large open windows, open tent panels, screened opening, and uncovered lattice. Entrance/exit doors and single windows do not count as permeable walls.

Traditional Indoor Seating

(Indoor seating is not permitted in phase 1. A maximum of 25% occupancy allowed in phase 2)



Restaurants are considered indoor seating when over three of the outside walls are impermeable (do not have multiple large open windows, open bay doors, or other large open-air spaces).

Outdoor Seating Options 1 and 2

Open Air Option 1 (25% seating allowed in phases one and two)



Seating area has at least one permeable wall and with multiple, fully-opened windows or bay doors.

- Table size limited to 6 people, tables must be spaced to allow 6 feet between diners.
- Windows and doors must be open 10 minutes before seating customers and 10 minutes after they leave.
- Requires CO₂ monitoring.

Open Air Option 2 (allowed for phases one and two)




Seating has two non-adjacent permeable walls with no barriers that exceed 4 feet in height within 10 feet of the seating area.



- Windows and doors must be open 10 minutes before seating customers and 10 minutes after they leave.
- CO₂ monitoring not required in areas between the open walls, but required in the non-open area, if people are seated there (see diagram).

Outdoor Seating Options 3 and 4


Open Air Option 3 (allowed for phases one and two)



Covers, umbrellas, pergolas, or canopies with no barriers that exceed 4 feet in height within 10 feet of the seating area.

- No CO₂ monitoring required.

Open Air Option 4 (Allowed with limitations in phases one and two)



Enclosed, small-group structures such as an igloo or pod.

- Limited to six or fewer people at a time with replacement of air after each group leaves.
- No CO₂ monitoring required.