



Washington State Liquor and Cannabis Board

Enforcement and Education Data

OCTOBER 2024

Updates & Notable Partnerships

- **DOR:** The agencies are meeting to ensure we are on the same page as we interpret laws and rules. This open communication between our agencies allows for understanding perspectives while lending support.
- **Seattle PD:** Undercover investigation regarding an unlicensed night club activity.
- **City of Seattle:** Special Events Committee meeting
- **T-Mobile Field and licensing:** A discussion regarding rotender (robotic bartender) machine
- **King County:** Target Zero meeting
- **Seattle Code Compliance:** Team meeting
- **Kent Police:** Undercover operation that resulted in an over service violation.
- **Office of Independent Investigations:** Policy Communication

Hiring & Recruiting October

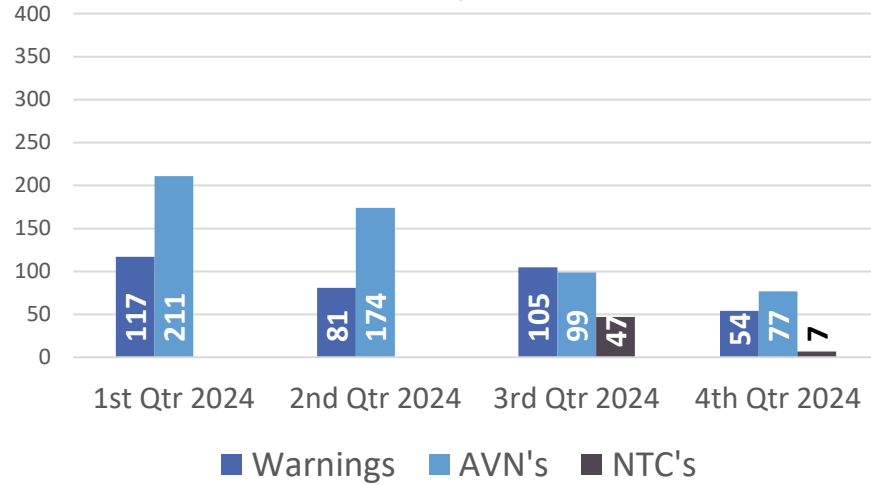
Stats	Total	Rate
Vacancies	28	15%
LEO's in background	10	
Recruits at Academy	5	

Compliance: Youth Access 4th Qtr

Industry	# of Checks	Avg Compliance Rate
Liquor	213	71%
Delivery/Curbside Pickup	4	75%
Cannabis	57	96%
Tobacco/Vapor	76	75%
FDA	429	85%

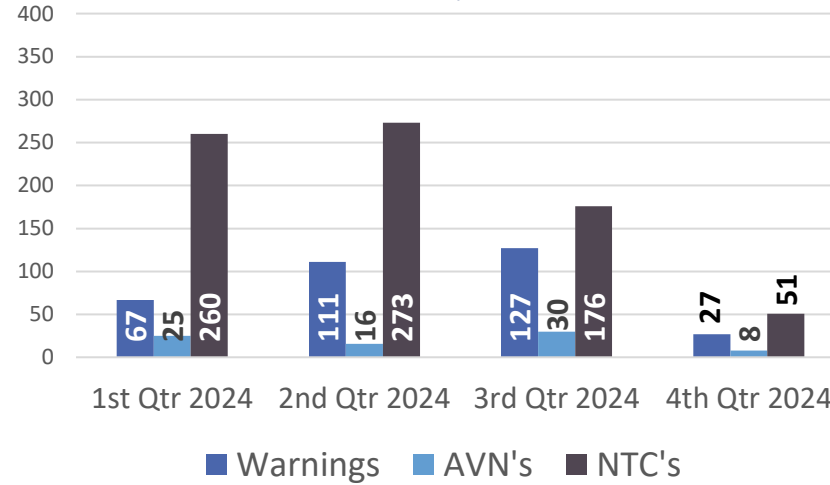
Liquor

Educational Contacts = 13,049



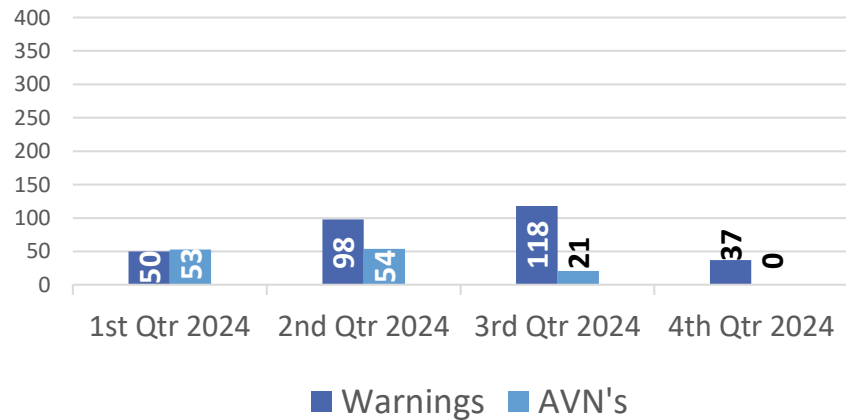
Cannabis

Educational Contacts = 7,429



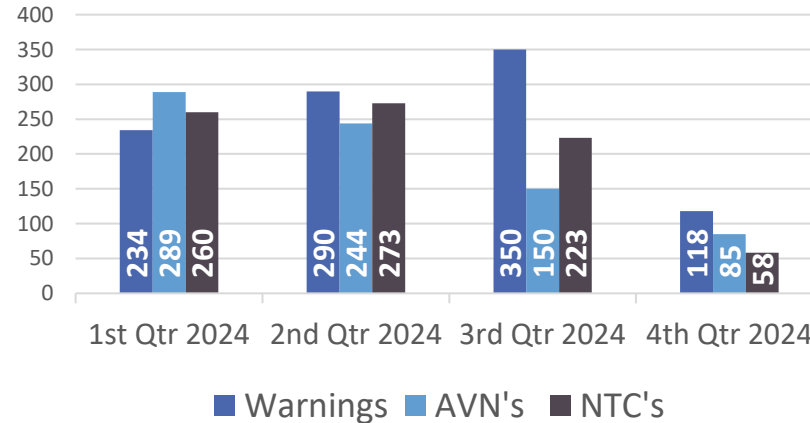
Tobacco/Vapor

Educational Contacts = 2,226



Totals

Educational Contacts = 22,704



CYTD Total

Warnings	992
AVN's	768
NTC's	814
Education Hours	4,181