



**LEAF**  
**DATA SYSTEMS**  

---

**POWERED BY MJ FREEWAY**

Leaf Data Systems  
State of Washington  
*Licensee User Manual v 1.37.5*

**Published by:**  
MJ Freeway<sup>®</sup>, LLC

**Copyright © 2018**

All Rights Reserved. No part of the contents of this document may be reproduced or transmitted in any form, by any means without the written permission of MJ Freeway.

Use of this material is governed by the terms of the license agreement located at <http://www.mjfreeway.com/license> and is incorporated by reference herein. Any other use of this User Manual whatsoever, including reproduction, modification, distribution, republication, transmission, re-transmission, sale or resale without the prior written permission of MJ Freeway, LLC, is strictly prohibited.

*(this page left intentionally blank)*

# Table of Contents

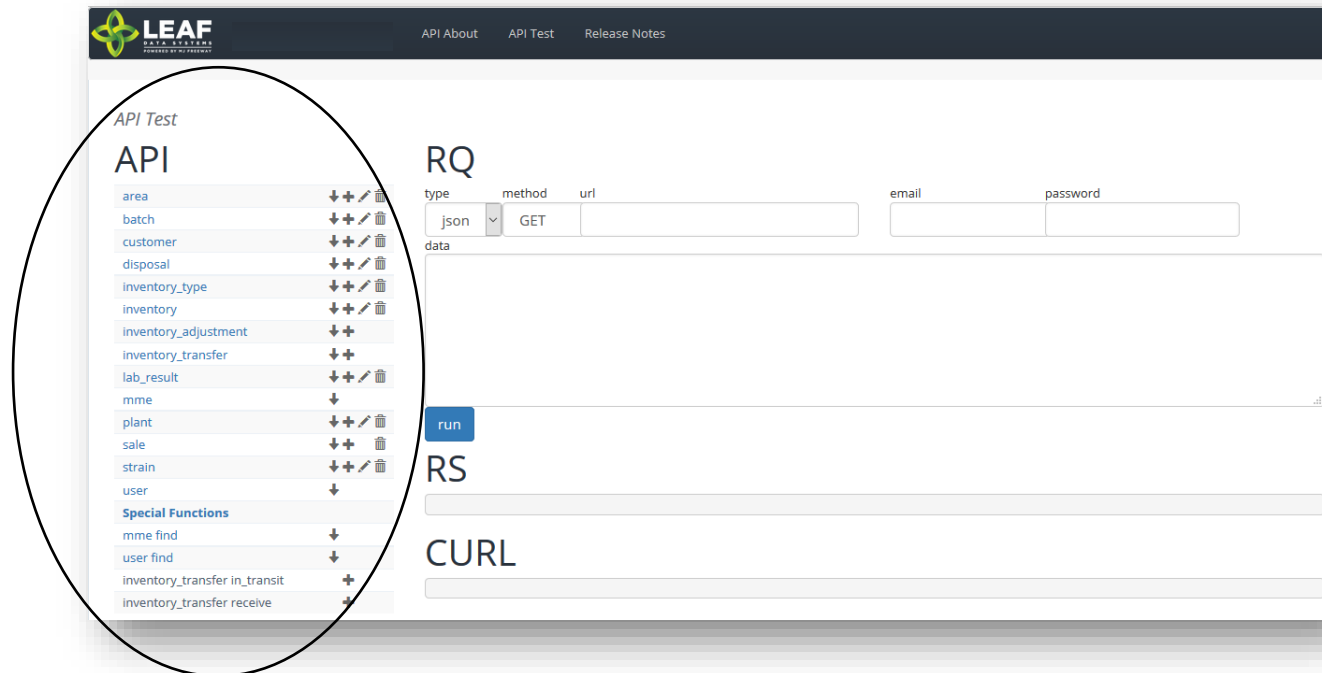
CSV Uploads..... 5

## CSV Uploads

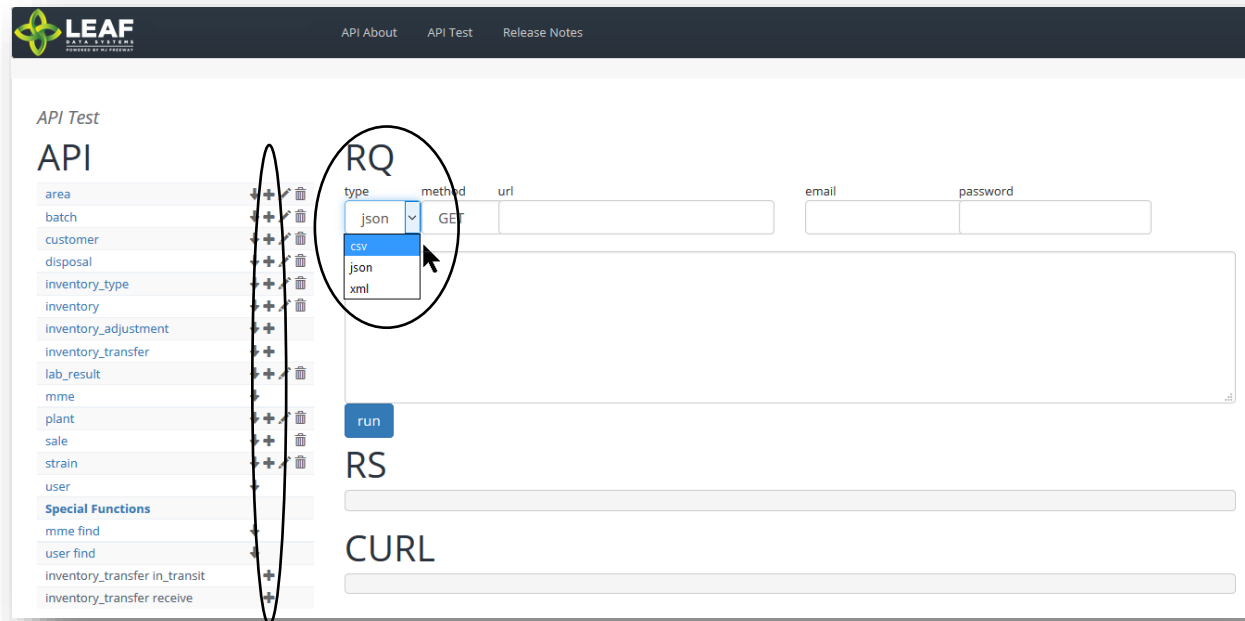
Comma Separated Values (.csv) is a file format that is commonly used to transport information in between separate, but similar databases. Data is saved in a table-structured format, allowing for exported data from one database to be easily re-formatted into a template designed for importing data into a second database.

The first step in understanding how to properly upload data via .csv file into Leaf Data Systems, is comprehending the relevant data sets as well as the descriptions of each data field. All of this information is housed in the 'API Test' information within the Leaf Data Systems 'API Menu'. The following steps describe how to find the data sets and data field descriptions:

1. Once logged into Leaf Data Systems, navigate to API → API Test. The list of data sets can be found within the 'API' section located on the left side of the screen. These are the sets of data that must be uploaded on a daily basis in order to reflect any physical processes that have occurred within a facility.



2. The next step in preparing data for upload into Leaf Data Systems is acquiring the .csv templates which designate how data must be arranged for upload. Following are the steps to find the .csv template for each data set:
  - a. From the API Test screen, within the 'RQ' area, select 'csv' from the 'type' drop-down menu.
  - b. Click the '+' (plus sign) next to one of the data sets in the 'API' list.

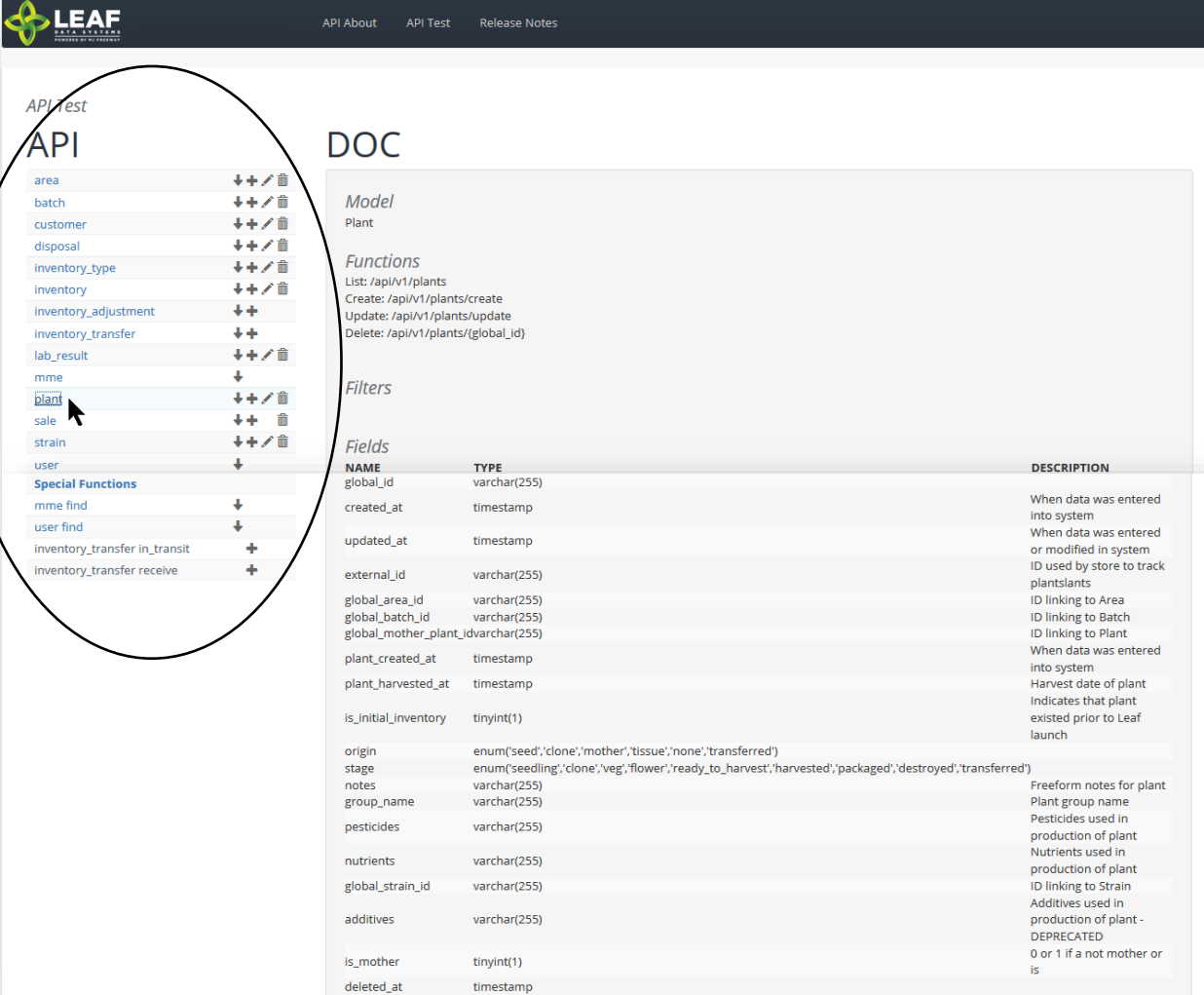


- The resultant screen will display the data fields necessary for the corresponding data set to be uploaded into the system, as well as a sample string of data that denotes the format of the data fields that must be captured. These headings can be copied and pasted onto a spreadsheet to represent the column headers of data necessary for successful upload of the data set.

The screenshot shows the LEAF API Test interface. On the left, there is a list of API endpoints: area, batch, customer, disposal, inventory\_type, inventory, inventory\_adjustment, inventory\_transfer, lab\_result, mme, plant, sale, strain, and user. On the right, the 'RQ' endpoint is selected, showing a 'type' dropdown set to 'CSV' and a 'data' field containing a sample CSV string: `external_id,plant_created_at,plant_harvested_at,is_initial_inventory,origin,stage,notes,group_name,pesticides,nutrients,additives,is_mother,global_batch_id,global_area_id,global_mother_plant_id,global_strain_id,3,05/12/2015,08/15/2015,1,mother,harvested,nice one,group 1,,,0,NVCCAA.BA2DQF5,NVCCAA.ARLFLS,,NVCCAA.ST7Q7`. This string is circled in red. A red line extends from the bottom of the oval to a spreadsheet below, which has columns labeled A through O. The first row of the spreadsheet contains the following headers: external\_id, plant\_created\_at, plant\_harvested\_at, is\_initial\_inventory, origin, stage, notes, group\_name, pesticides, nutrients, additives, is\_mother, global\_batch\_id, global\_area\_id, global\_mother\_plant\_id, and global\_strain\_id.

	A	B	C	D	E	F	G	H	I	J	K	L	M	N	O	
1	external_id	plant_created_at	plant_harvested_at	is_initial_inventory	origin	stage	notes	group_name	pesticides	nutrients	additives	is_mother	global_batch_id	global_area_id	global_mother_plant_id	global_strain_id
2																
3																
4																
5																
6																
7																

4. Understanding the data points is also important for successful upload of aggregated data set information. The data point definitions can be found within the API Test environment by clicking on the name of the data set. This link will produce a table which identifies each data field to be completed on the .csv template.



The screenshot shows the LEAF API Test interface. On the left, the 'API' menu is visible, with the 'plant' item highlighted and circled. On the right, the 'DOC' page for the 'Plant' model is displayed, showing a table of fields with their names, types, and descriptions.

**API Test**

**API**

- area
- batch
- customer
- disposal
- inventory\_type
- inventory
- inventory\_adjustment
- inventory\_transfer
- lab\_result
- mme
- plant**
- sale
- strain
- user
- Special Functions
  - mme find
  - user find
  - inventory\_transfer in\_transit
  - inventory\_transfer receive

**DOC**

**Model**  
Plant

**Functions**  
List: /api/v1/plants  
Create: /api/v1/plants/create  
Update: /api/v1/plants/update  
Delete: /api/v1/plants/{global\_id}

**Filters**

**Fields**

NAME	TYPE	DESCRIPTION
global_id	varchar(255)	
created_at	timestamp	When data was entered into system
updated_at	timestamp	When data was entered or modified in system
external_id	varchar(255)	ID used by store to track plants
global_area_id	varchar(255)	ID linking to Area
global_batch_id	varchar(255)	ID linking to Batch
global_mother_plant_id	varchar(255)	ID linking to Plant
plant_created_at	timestamp	When data was entered into system
plant_harvested_at	timestamp	Harvest date of plant
is_initial_inventory	tinyint(1)	Indicates that plant existed prior to Leaf launch
origin	enum('seed','clone','mother','tissue','none','transferred')	
stage	enum('seedling','clone','veg','flower','ready_to_harvest','harvested','packaged','destroyed','transferred')	
notes	varchar(255)	Freeform notes for plant
group_name	varchar(255)	Plant group name
pesticides	varchar(255)	Pesticides used in production of plant
nutrients	varchar(255)	Nutrients used in production of plant
global_strain_id	varchar(255)	ID linking to Strain
additives	varchar(255)	Additives used in production of plant - DEPRECATED
is_mother	tinyint(1)	0 or 1 if a not mother or is
deleted_at	timestamp	