

How to connect to Leaf/Traceability Training Environment


1. Launch your browser.

Type the URL for the Leaf training environment and press enter.

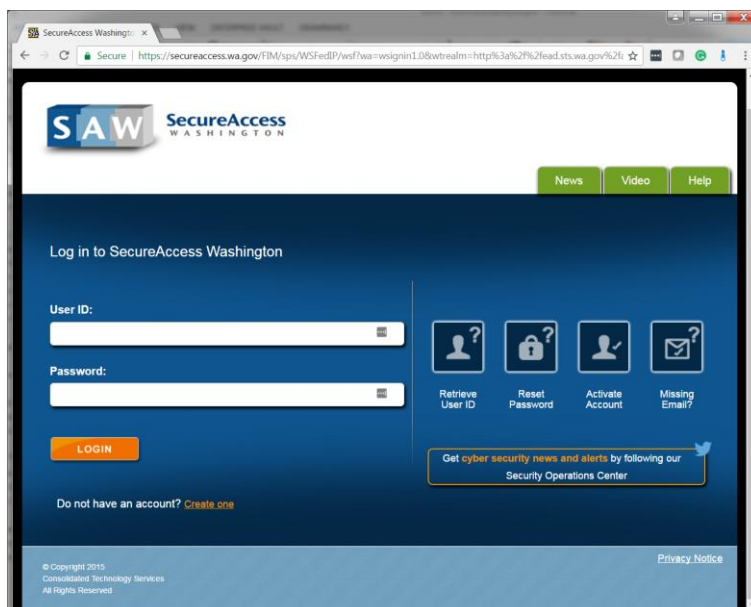
<https://Traceability-training.lcb.wa.gov>

2. At the page shown below, select "Secure Access Washington" at the top of the list.

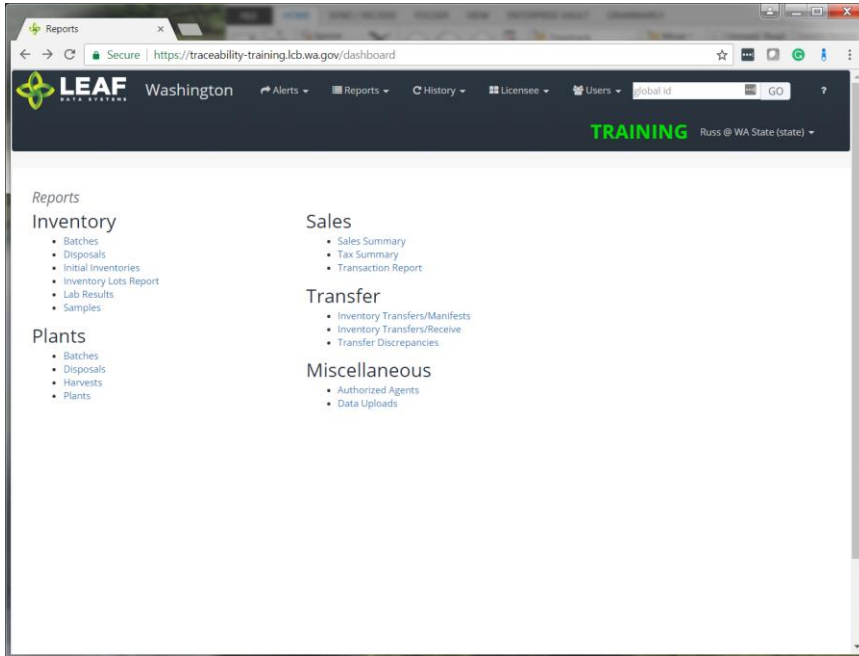
Note: You will only see this page the first time you connect to Leaf/Traceability.



3. The next screen you'll see will be the SAW screen. Enter your email address and password, and click "Login." Your email address must be the same as the one you provided at the overview sessions or for viewing the overview webinars. If you don't have a SAW account, you will need to create one.



- If you are having difficulty logging into your SAW account, and the “Retrieve User ID” and “Reset Password” options do not resolve your issue, please contact [WaTech](#).
- Upon a successful SAW login, you will be connected and presented with the Leaf landing page shown below.



- If you see the screen below, you are not set up to have access to the Leaf training environment. Be sure to go to the [Leaf Training for Licensees](#) page at the LCB website and watch the introductory webinars – this is how Leaf Data Systems authenticates you for the training sandbox.

