



Washington State
Liquor and Cannabis Board

Social Equity Update

Presented by Sarah Worley

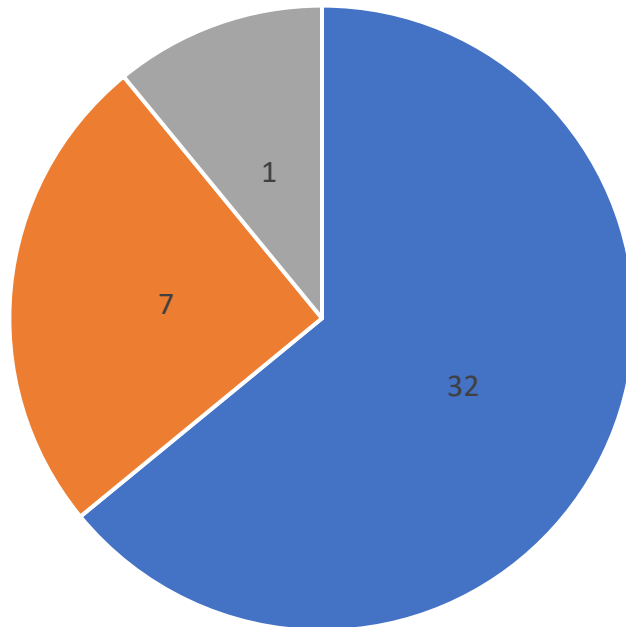
June 4, 2025



Washington State Liquor and Cannabis Board

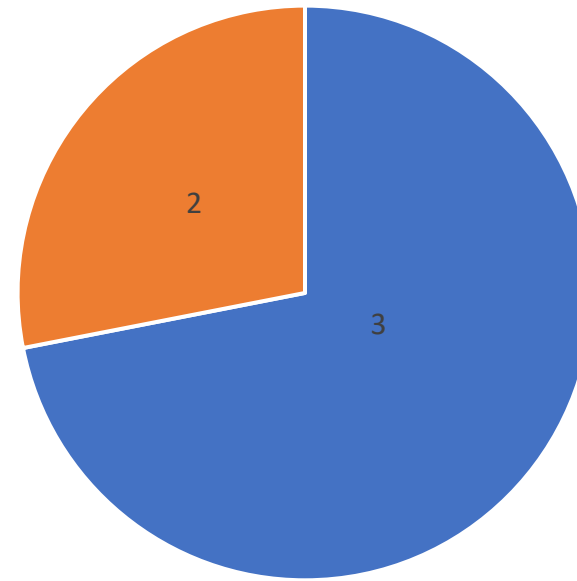
Pending Applications

Social Equity Applicants



■ Social Equity Applications Pending ■ Licenses Issued ■ Withdrawn

Title Certificate Holders




■ Retail Title Certificate Social Equity Applications Pending ■ Licenses Issued



Washington State Liquor and Cannabis Board

**Registration Window is now open! June 2nd,
2025, to July 1st, 2025**

 Washington State
Liquor and Cannabis Board

Search... Please type here and click enter...

Log in

Home Apply Submit Cannabis Social Equity

Contact Information

*Contact First Name [?]

Contact Middle Name [?]

*Contact Last Name [?]

Contact Mailing Address:

*Address [?]

*City [?] *State [?] *Zip [?]

*Contact Email [?]

*Contact Phone [?]

*Contact Date of Birth [?]

Contact Social Security Number [?]

Steps

- ☒ Cannabis Social Equity Information
- ☒ **Contact Information**
- ☐ Attestation
- ☐ Confirmation



Washington State Liquor and Cannabis Board

Steps to Register for a Cannabis Social Equity License

1. Complete your registration on the portal during the **open window June 2nd to July 1st**. If registering with business partners, only one registration is needed. Alta Point will obtain the additional business partners through their application portal.
2. Once the registration window closes, check your email regularly for notification from the third-party contractor, Alta Point Consulting.
3. Alta Point Consulting will reach out to all registrants to sign up through their website, complete the registration, and steps for how to submit verification documentation.

If you have any questions regarding the licensing registration process, please reach out to LicensingSocialEquity@lcb.wa.gov.



Washington State Liquor and Cannabis Board

Steps After Registering

1. Visit the LCB Website for information regarding the program, to include:
 - Social Equity Educational Videos
 - The Blog
 - The FAQ page
 - DIA Maps
2. Begin preparing supporting documentation
3. Watch Alta Point guidance tutorial videos link is on the Social Equity webpage, or <https://socialequity.altapointconsulting.com/>