



# Washington State Liquor and Cannabis Board

## **Social Equity Update**

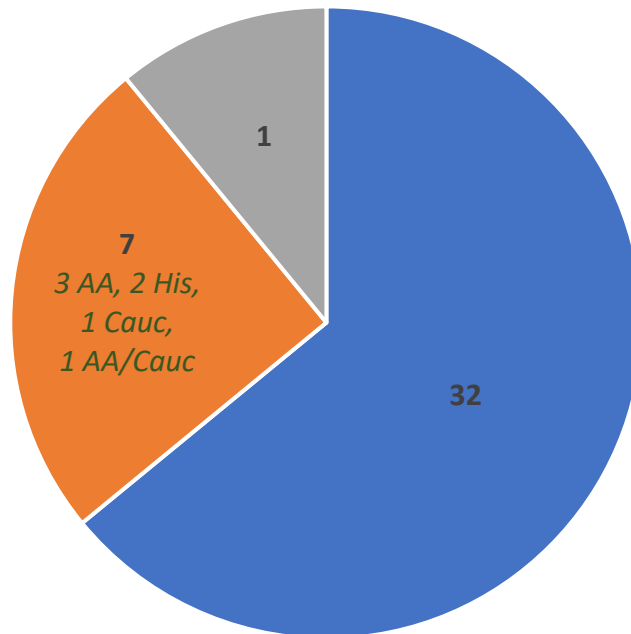
Presented by Aaron Washington  
June 3, 2025



# Washington State Liquor and Cannabis Board

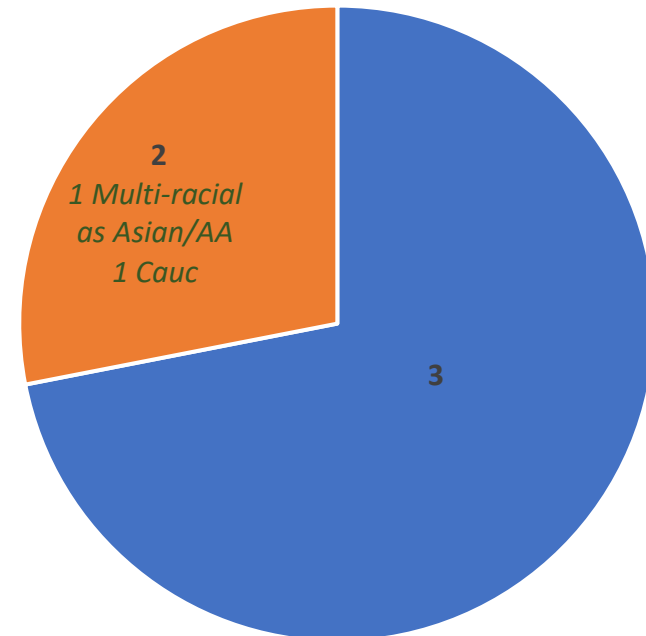
## Pending Applications

Social Equity Applicants



■ Social Equity Applications Pending ■ Licenses Issued ■ Withdrawn

Title Certificate Holders



■ Retail Title Certificate Social Equity Applications Pending ■ Licenses Issued



# Washington State Liquor and Cannabis Board


## **Counties with Social Equity Licenses Issued**

- Ferry County
- Snohomish County
- Pierce County
- King County
- Franklin County
- Clark County
- Grant County



# Washington State Liquor and Cannabis Board

**Registration Window is Open! June 2<sup>nd</sup>, 2025, to July 1<sup>st</sup>, 2025**

**Washington State  
Liquor and Cannabis Board**

Log in

Home   Apply ▾   Submit ▾   Cannabis Social Equity ▾

### Contact Information

\*Contact First Name ⓘ

Contact Middle Name ⓘ

\*Contact Last Name ⓘ

**Contact Mailing Address:**  
\*Address ⓘ  
  
\*City ⓘ   \*State ⓘ   \*Zip ⓘ  
 -Select- ▾

\*Contact Email ⓘ

\*Contact Date of Birth ⓘ

\*Contact Phone ⓘ

Contact Social Security Number ⓘ

Previous

Next

### Steps

- ✓ Cannabis Social Equity Information
- **Contact Information**
- Attestation
- Confirmation



# Washington State Liquor and Cannabis Board

## Steps to Register for a Cannabis Social Equity License

1. Complete your registration on the portal during the **open window June 2<sup>nd</sup> to July 1<sup>st</sup>**. If registering with business partners, only one registration is needed. Alta Point will obtain the additional business partners through their application portal.
2. Once the registration window closes, check your email regularly for notification from the third-party contractor, Alta Point Consulting.
3. Alta Point Consulting will reach out to all registrants to sign up through their website, complete the registration, and steps for how to submit verification documentation.

If you have any questions regarding the licensing registration process, please reach out to [LicensingSocialEquity@lcb.wa.gov](mailto:LicensingSocialEquity@lcb.wa.gov).



## Steps After Registering

1. Visit the LCB Website for information regarding the program, to include:
  - Social Equity Educational Videos
  - The Blog
  - The FAQ page
  - DIA Maps
2. Begin preparing supporting documentation
3. Watch Alta Point guidance tutorial videos link is on the Social Equity webpage, or <https://socialequity.altapointconsulting.com/>